CONFIRE

Budget Book
Fiscal Year 2022-2023

MEMBER AGENCIES

Colton Fire

Loma Linda Fire Department

Apple Valley Fire District

Rialto Fire

Chino Valley Fire

Rancho Cucamonga Fire

Redlands Fire Department

San Bernardino County Fire

Victorville Fire

CONTRACT AGENCIES

Montclair Fire

Running Springs Fire Department

San Manuel Fire Department

Big Bear Fire Department

Always There, Always Ready, and Always Proud

TABLE OF CONTENTS

INTRODUCTION .....

Director's Message 1
CONFIRE Introduction 5
Board of Directors 9
CONFIRE Administrative Committee 10
CONFIRE Organization Chart 11

BUDGET SUMMARY .....

Fund Description 12
Fund 5008 Operating 14
Fund 5009 Equipment Reserve 15
Fund 5010 General Reserve 16
Fund 5011 Term Benefit Reserve 17
Fund 5019 CAD to CAD 18

EXPENDITURE .....

Fund 5008 Operation Summary Expenditure 19
Operating Expenditure Detail 20
Expenditures by Division
Division 100 Administration 22
Division 200 CAD/GIS 24
Division 300 High Desert Gov. Center (Hesperia) 27
Division 400 Valley Dispatch Center (Rialto) 29
Division 600 Mgmt. Information Services 32
Division 700 Pass-Thru 35
Reserve Fund Summary 36
Fund 5009 Equipment Reserve 38
Fund 5010 General Reserve 40
Fund 5011 Term Benefit Reserve 42
Fund 5019 CAD to CAD 43

REVENUE .....

Fund Summary & Cost per Call 45
Revenue by Fund 46
Revenue by Agency 48

Consolidated Fire Agencies (CONFIRE) fiscal year 2021/22 was filled with joy, excitement, and unique challenges. CONFIRE's adopted budget represents an operationally balanced budget of approximately $12.8 million dollars. The Adopted Budget for Fiscal Year 2022-23 provides an overview with detailed information of each division and current programs. The approved budget continues to focus on CONFIRE goals outlined in the Strategic Management Plan to support our mission, vision, and values while providing the highest level of service to the communities we proudly serve.

Major accomplishment in 2021 include:

IAED Accreditation

CONFIRE Communications has been Re-Accredited as the 169th Accredited Center of Excellence (ACE) with the International Academy of Emergency Dispatch (IAED). This accreditation was granted September 8, 2021 and is the third reaccreditation for CONFIRE. IAED has been the standard-setting organization for emergency dispatch and response services worldwide. IAED has been the leading body of emergency dispatch experts for over 40 years and outlines a rigorous process to maintain the 20 Points of Accreditation. These points include documentation about who we are, what we do, and how we do it. IAED reviews our QA process, EMD, CPR, and EMD-Q certification status, our training records, even our history as a 9-1-1 center. They assess our compliance and they also evaluate the CONFIRE Quality Assurance Team's compliance. Accreditation (and subsequent re-accreditation) from IAED is the highest distinction given to emergency communication centers, certifying that the center is performing at or above the established standards for the industry. CONFIRE has earned and kept our ACE status for 9 years which proves we are the embodiment of dispatch done right. Our ACE designation places us alongside the top-performing dispatch centers in the WORLD! It shows our citizens and departments that we are 100% committed to providing the best service possible. It is a representation of the hard work that everyone at CONFIRE puts in every day – and not just dispatch, but everyone that supports the operations and services we provide.

Emergency Communications Nurse System (ECNS)

The Emergency Communications Nurse System (ECNS) continues to make positive impacts on those non-urgent 911 calls in addition to providing a high level of customer satisfaction. ECNS has become the concierge service for low acuity calls for service. Our ECNS program was awarded the **2021 Turning Red Tape into Red Carpet** from the **Inland Empire Economic Partnership**. CONFIRE's ECNS program received the top award in the category of Cooperation Among Cities, Counties and Agencies. San Bernardino County Counsel of Governments (SBCOG) has partnered with CONFIRE to support the ECNS program from the beginning, including the development of a public service announcement toolkit which was provided to all our communities in an effort to create greater awareness of the program for our citizens. We have been collecting data to show the value of the program and strongly believe this will become a standard within every community in the future. Innovation and early adopters often face challenges but CONFIRE has remained



focused on improving the services we provide while maintaining the core functions of the ECNS program. The Centers for Medicare & Medicaid Services (CMS) released a Notice of Funding Opportunity to "support the establishment or expansion of medical triage lines integrated with 911 operations." The ECNS program is in alignment with CMS goals to redirect the 911 caller, with non-emergency conditions, to more appropriate and alternative sources of care. Unfortunately, CMS did not award any funds due to the low number of applicants but CONFIRE is excited to announce San Bernardino County has awarded $2.1 million of American Rescue Fund Act dollars to fund the adopted ECNS business plan. This will allow us to expand the current program, with full staffing, for an entire year. Funding sustainability remains a vulnerability of the program, but all options are being considered to ensure the long-term success of the program.

Regional Computer Aided Dispatch (CAD) to Computer Aided Dispatch (CAD) Program

CONFIRE is the lead agency for the Inland Empire Public Safety Operations Platform (IE PSOP). This innovative program is connecting several emergency communications centers together through technology that allows disparate Computer Aided Dispatch (CAD) systems to automatically send critical incident information in a bi-directional manner. This reduces the number of phone calls that must be made and answered at each center when neighboring jurisdictions are requesting information or resources for emergencies. This effort is in its third year and has four centers currently online: CONFIRE, San Manuel Department of Public Safety, Chino Police Department, and American Medical Response (AMR) San Bernardino. Several agencies are in the process of integrating their CAD systems into the IE PSOP hub, including: Riverside County Fire, Murrieta Fire, CAL FIRE San Bernardino, Corona Police Department, and Ontario Fire Department. Others considering the program include AMR – Riverside, Riverside Fire, CHP, San Bernardino County, and Riverside County Sheriff's Departments.

Much of the initial investment in the program has been through grant funding (UASI, Homeland Security, and CARES Act). The program is governed by an MOU signed by 8 member agencies and one allied agency. CONFIRE acts as the System Administrator and Administrative Agency for the program. As the program matures it is hoped that other agencies will participate, including regional utility providers, air ambulance providers, hospitals and university and school safety agencies. Additionally, the system will eventually be able to communicate with similar programs throughout Southern California, providing an enhanced regional operating platform to expedite the movement of emergency resources during major emergencies.

Call Volume

CONFIRE processed **243,244** separate emergency incidents in 2021 which is an increase of **6,087** from 2020. CONFIRE processes approximately 1,100 calls per day which resulted in, on average, 760 emergency

incidents per 24-hour period. The 4th of July holiday continues to be an extraordinary day of sustained requests for service. We experienced a significant increase in call volume, processing 2,806 emergent and non-emergent calls for service.

Battalion Chief Bill Mahan

Next Generation 9-1-1

CONFIRE has been actively engaged with Cal OES in preparation for Next Generation 911 (NG911). Most 911 systems were originally built using analog rather than digital technologies. Public safety answering points across the nation are in some phase of upgrading to a digital or Internet Protocol based 911 system which is commonly referred to as NG911. California has been leading the way in the implementation of NG911. The success and reliability of 911 will be greatly improved with enhanced emergency number services. NG911 allows for voice, photos, videos, and text messages to flow seamlessly from the pubic in to our 911 network. Call overload is common during man-made or natural disasters. NG911 allows for transferring of 911 calls and proper jurisdictional responses including a common technology platform for alerts and warnings. Cal OES installed the infrastructure in San Bernardino County in 2021. We are excited to be positioned to utilize the most advanced technology available, meeting current and future demands for service. Anticipated implementation for CONFIRE is August 2022 as part of the third phase. Cal OES plans to have all centers within the State operational by October 2022.

2022/23 Budget Highlights:

The agencies served by CONFIRE provide the funding required to maintain the high level of service expected of CONFIRE. Costs allocated to each agency are separated by the "universal" or "seat-based" distribution model. Universal costs make up 84.3% of the overall operational budget. Seat-based costs comprise the remaining balance of 15.7%. When analyzing the universal costs, the median cost per call assessed to the agencies is $45.49. There are very slight variations to this due to mathematical rounding. This cost per call is the lowest of comparable agencies in the region.

The budget for Fiscal Year 2022/23 was developed with an understanding that many communities are facing financial challenges. Several highlights built into the budget include the ongoing negotiations with the bargaining group which we anticipate will result in an increase in salaries/benefits. Services and Supplies saw the largest increase in the overall budget ($575,216 increase or 15%). The major increases were seen in Computer Services, Payroll System Services, General Liability Insurance, Auditing Costs, and other Professional Services.

Agency	Universal Cost per Agency	Seat-Based per Agency	Total
AppleValley Fire Protection Dist.	587,532	61,700	649,232
Big Bear Fire Department	184,457	61,662	246,119
Chino Valley Fire Dist.	596,267	92,747	689,014
Colton Fire Dept.	331,295	167,481	498,776
Loma Linda Fire Dept.	189,870	80,355	270,225
Montclair Fire Dept.	207,246	24,103	231,349
Rancho Cucamonga Fire Dist.	776,447	85,627	862,074
Redlands Fire Dept.	506,836	193,895	700,730
Rialto Fire Dept.	515,478	262,893	778,371
Running Springs Fire	30,431	19,199	49,630
San Bernardino County Fire Dist.	5,908,124	863,915	6,772,039
San Manuel Fire	79,105	36,817	115,922
Victorville Fire Dist.	1,108,424	97,857	1,206,281
Baker Ambulance	29,749	-	29,749
County Road Dept.	13,556	-	13,556
AMR	-	4,836	4,836
Total	**11,064,817**	**2,053,088**	**13,117,905**
		Cost per Call	**$ 45.49**

Staffing remains our number one operational concern with recruitment and retention continuing to be a challenge. A decrease in available staff along with an increase in call volume pose headwinds our current employees continue to rise above in an effort to successfully navigate the demands placed on the 911 system.

We have faced many mountains over the last fiscal year, not just with COVID, but with split centers, staffing challenges, retirements, injuries/illness, and major fires but we remain steadfast in our commitment to overcome obstacles while providing the highest level of service. I am pleased to present to the CONFIRE Board of Directors a balanced budget for Fiscal Year 2022/23. This budget anticipates the needs of the various public safety organizations we serve ensuring that by working together we provide the highest level of care to the residents, businesses, and visitors in our community. The 92 full and part-time employees of CONFIRE stand in full partnership with the approximately 1,500 first responders represented by the 13 agencies that comprise CONFIRE. CONFIRE is much more than a dispatch center. It is a federation of first responders closely allied in their efforts to serve their communities, region, and one another in delivering a wide array of professional, world-class emergency services to everyone and anyone who calls for help. Together we are **'always there, always ready and always proud'.**

Respectfully,

Art Andres
Director, CONFIRE JPA

CONFIRE JPA is a Joint Powers Authority (JPA) located in San Bernardino County established to provide 9-1-1 communications, public safety dispatch, information technology systems support (MIS), and geographic information systems (GIS) to the JPA member and contract agencies.

MISSION

CONFIRE provides regional Fire, Rescue and Emergency Medical Services 9-1-1 call answering services, emergency communications, resource coordination and technology services to enable allied agencies to meet the safety and welfare needs of those we serve.

VISION

To be recognized as an exceptional Regional Emergency Communications and Public Safety Information Technology and Services provider for public and private Fire, Rescue and Emergency Medical Service agencies.

VALUES

SERVICE EXCELLENCE: All the Time, Every Time
EFFECTIVENESS: Time, Cost and Quality
INNOVATION: Future Ready
TEAMWORK: Strength Through Collaboration
INTEGRITY: Honest, Accountable and Transparent
PEOPLE: Dignity and Respect

SERVICE MOTTO

Always There, Always Ready, Always Proud

PILLARS OF SERVICE

Emergency Communications
Public Safety Information Technology and Services

CONFIRE JPA History

The CONFIRE Communications Centers (CONFIRE) are housed in two locations: one in the City of Rialto at 1743 Miro Way and the other at the High Desert Government Center at 15900 Smoke Tree Street, in the City of Hesperia, CA.

CONFIRE began operations in 1973, as Comm Center, with a centralized dispatch office to serve the newly established Central Valley Fire District. In 1974, a cooperative agreement was reached between the Central Valley Fire District and the San Bernardino County Communications Department for the fire dispatchers to staff the vacant dispatch center located in the basement of the County Library at 4th St. and Sierra Way in downtown San Bernardino. Comm Center began dispatching for other San Bernardino County fire agencies during this time, including, Redlands, Rialto, Colton, and Loma Linda.

In 1987, Comm Center moved the facility to 1771 W. Miro Way, Rialto. This facility was located directly across the street from the Sheriff's Aviation Division Headquarters. It was configured into a co-dispatch center housing the Sheriff and Fire/EMS Communications. Situated on the same property (approximately one-acre), are the County Emergency Operations Center (EOC) and the 800/900MHz Radio Command and Control Center.

In August of 1990, the Comm Center dispatched agencies united into a formalized "Joint Powers Authority", with the San Bernardino County Fire Agency, Rialto, Loma Linda, Colton, and Redlands Fire Departments as its original members. The agencies agreed to "federate together in a cooperative agency for the joint and mutual operation of a centralized public safety communication agency and a cooperative program of fire protection and related functions." Named the Consolidated Fire Agencies of the East Valley – the "CONFIRE" Joint Powers Authority would provide hardware, software, services, and other items necessary and appropriate to establish the operation and maintain a joint central public safety communications center. In addition, CONFIRE JPA intended to provide dispatching services on a contracted basis to other agencies. The human resources administrative and support service functions for CONFIRE JPA's employees were handled by San Bernardino County Fire Department consisting of personnel administration, facility site usage, payroll, and related functions.

In 2004 construction was completed on a building where part of CONFIRE still operates. In 2014, the satellite or "back-up center" was opened in Hesperia. In May 2020, the Desert Comm Center became fully operational to allow the agency to provide staff a safe workplace required by the CDC guidelines due to CoVID pandemic. The Desert Center allowed expansion for dispatching staff, along with assignment of a Chief Officer presences to better serve the community through a command center. The facility has undergone many technology and program improvements and is located at 15900 Smoke Tree in Hesperia.

The current member agencies of the CONFIRE JPA are:

- Apple Valley Fire Protection District
- Chino Valley Independent Fire District
- Colton Fire Department
- Loma Linda Fire Department
- Rancho Cucamonga Fire District
- Redlands Fire Department
- Rialto Fire Department
- San Bernardino County Fire District
- Victorville Fire Department

In addition, the agencies that currently contract for services with the CONFIRE JPA are:

- Baker Ambulance Inc.
- Big Bear Fire Authority
- Montclair Fire Department
- Running Springs Fire Department
- San Manual Band of Mission Indians Fire Department

CONFIRE Operations

CONFIRE is comprised of four divisions: Communications, Management Information Services (MIS), Administration/Support, and the newly created Emergency Medical Services (EMS) Division. The Communications Division operates 24 hours per day, 365 days per year. This team answers all 9-1-1 and 10-digit emergency calls in addition to non-emergency calls. These calls are prioritized and dispatched to responding agencies while call-takers provide emergency instructions over the phone to callers. Dispatchers coordinate the movement of emergency resources throughout the region to ensure coverage is maintained and incident commanders receive the resources required to mitigate the emergency. Personnel training and certifications are also managed by this division.

The Management Information Services Division ensures all critical systems needed by the communications staff to operate effectively are up to date and maintained. The Division also supports all CONFIRE administrative functions, as well as provide full information services to three of the member agencies. The Division also supports mobile and remote technology enabling response vehicles and crew members to operate in the field.

The Administrative and Fiscal Division manages all fiscal, human resource, facility, and vehicle maintenance matters. The Administrative staff handles all board related agendas and minutes for the boards in compliance with the Brown Act. Makes sure to follow up with all human resources and risk management issues for both centers. The Fiscal staff makes sure procurement policy is utilized to better serve the employees and agency. Monthly budget to actual spending reports is given both to Administrative Committee along with mangers to keep them informed. Quarterly billings are completed and reconciled to the cash reports to make sure the funds are available for the operations of two centers along with our fleet and agencies. Grant and State reporting are completed throughout the year with the year-end Financial Audit and Budget to make sure CONFIRE JPA stays fiscally transparent and solid.

The CONFIRE JPA was created to provide efficient and effective services to communities served by member and contract agencies. CONFIRE continues to evolve and enhance services. A dedicated emergency medical services division will allow for greater flexibility to embrace cooperative programs for dispatch of emergency medical services and related functions for the mutual benefit of the members of CONFIRE. CONFIRE's public safety communications system and cooperative programs may enhance aspects of the pre-hospital care system from centralized dispatch model through transportation.

CONFIRE JPA Governance

<u>Board of Directors</u>

The Board of Directors is composed of the designated elected representatives from each member agency. The Board of Directors is responsible for adopting the CONFIRE budget, for establishing assessments, and for establishing overall fiscal policy. Secondly, the Board establishes overall policy direction for CONFIRE

and its operation. Lastly, the Board assures that the well-being and interests of each of the agencies or entities are maintained.

Administrative Committee

The Administrative Committee reports to the Board of Directors and is composed of the Fire Chief or Executive of the Fire Department of each member agency or their designated alternate. The Administrative Committee conducts the operation of CONFIRE, directs the preparation of the CONFIRE budget and presents it to the Board of Directors, has the power to expend funds and control all expenditures, has the responsibility to report budget and financial transactions, hires the Director of Communications and establishes and maintains contracts as they relate to the operation of CONFIRE.

CONFIRE

Board of Directors



Dan Leary
Apple Valley Fire Protection
District Board Director

John DeMonaco
Chino Valley Independent Fire District
Board Director

Ernest Cisneros
City of Colton
Council Mayor Pro Tem
CONFIRE Chairperson

Dr. Rhodes Rigsby
City of Loma Linda
Council Member

Lynne Kennedy
Rancho Cucamonga Fire District
Mayor Pro Tem
CONFIRE Vice Chairperson

Denise Davis
City of Redlands
Council Member

Andy Carrizales
City of Rialto
Council Member

Dawn Rowe
San Bernardino County Fire District
Board of Supervisor - Vice Chair

Elizabeth Becerra
City of Victorville
Council Member

CONFIRE

ADMINISTRATIVE CHIEFS COMMITTEE

Chief Kenneth Harrison
Apple Valley Fire Protection District

Chief Dave Williams
Chino Valley Independent Fire District

Chief Tim McHargue
Colton Fire Department

Chief Dan Harker
Loma Linda Fire Department
Vice-Chairperson

Chief Mike McCliman
Rancho Cucamonga Fire District

Chief Rich Sessler
Redlands Fire Department

Chief Brian Park
Rialto Fire Department

Chief Dan Munsey
San Bernardino County Fire District

Chief Jeffery Armstrong
Victorville Fire Department
Chairperson

Last Updated: March 25, 2022

CONFIRE DIVISIONS

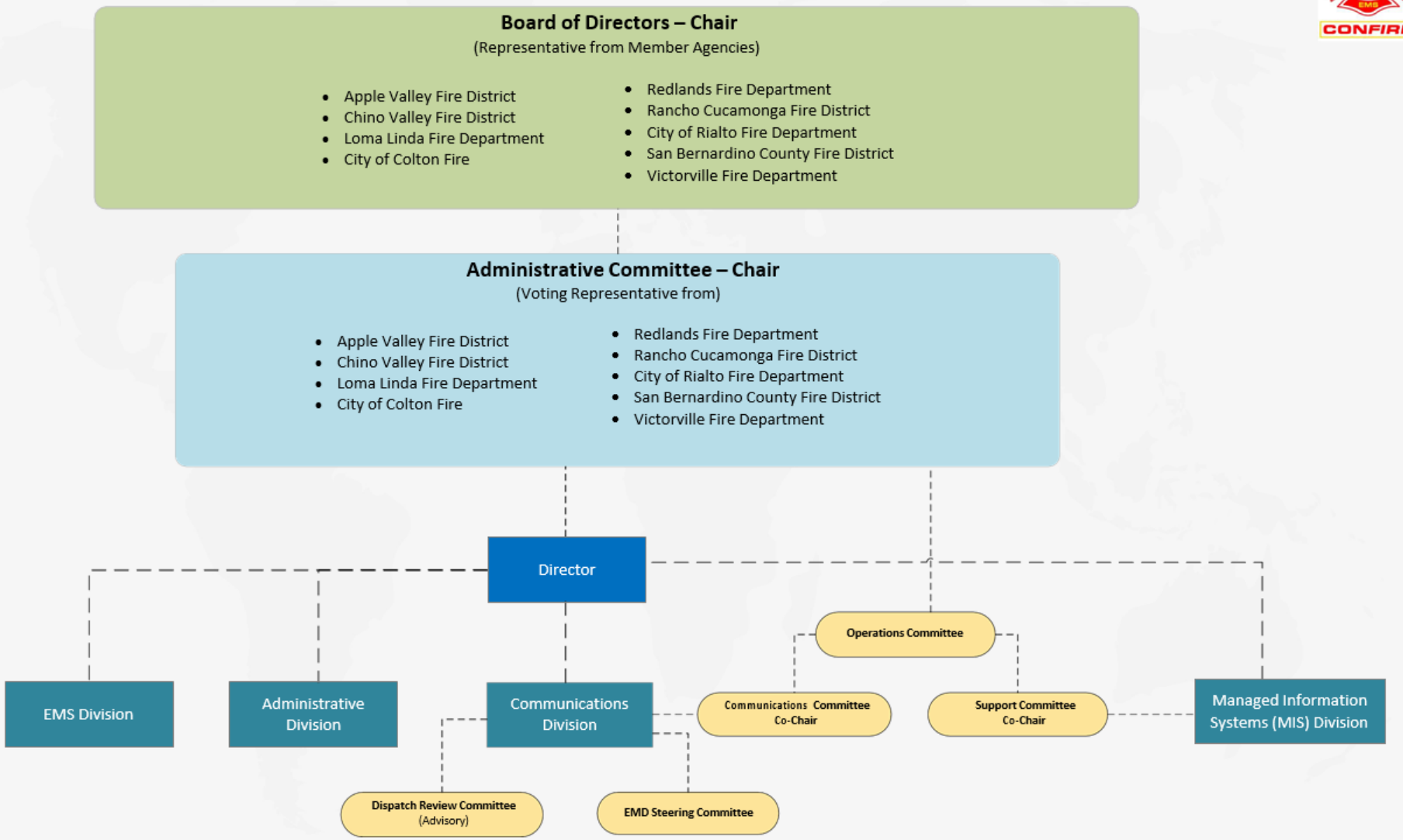

CONFIRE, JPA
BUDGET SUMMARY

This section represents a summary of the entire CONFIRE budget as developed for each of its five funds (described further below). The FY 2021-22 CONFIRE proposed budget is balanced in all five funds. This summary, the expenditure and revenue information make up the substance of the proposed CONFIRE budget under consideration by the Board of Directors.

FUND DESCRIPTIONS

Fund 5008 Operations Fund

CONFIRE has five separate Funds accounted through the San Bernardino County Treasurer's along with the accounting system SAP. The normal operational costs for CONFIRE are accounted for in the Operations Fund. The current year's budget has increased by 10% due to increased expenses including salaries and cost associated with employee benefits according to the Memorandum of Understanding (MOU). Communications expenses have increased due to costs of wireline connections. CONFIRE'S General Liability Insurance increased in line with CONFIRE'S assets increasing, along with the opening of the High Desert Center for fulltime operations. The CoVID 19 pandemic effect on health and safety needs created a surge for professional services such as expanding janitorial services for both communication locations to 7 days a week and additional consultant services to provide the extended care for serving the community.

Fund 5009 Equipment Reserve Fund

The Equipment Reserve Fund is an account to support the Management Information Services (MIS) Division to replace equipment based on projected replacement cost for inventoried equipment. There are two sections of this fund resources. One is to support CONFIRE equipment and infrastructure and the second is to pay for equipment to support the individual agencies. This can be from standard office equipment to the infrastructure to tie into our servers, related components, dispatch equipment and CAD equipment. CONFIRE receives income according to call volume or individual agencies equipment maintained by the MIS Division (seat base).

Fund 5010 General Reserve Fund

The General Reserve Fund is a planned funding source utilized to provide emergency or contingency funding for CONFIRE Operations (5008) if the need arises due to lack of payment, catastrophe, or other unforeseen fiscal circumstances. This is also reserve funding for JPA one-time capital purchases with appropriate budget approval. This year's one-time projects being funded through the Reserve Fund are preparing CAD system for the onset of the new CAD to CAD system, the Emergency Communications Nurse System (ECNS) along with the MIS consulting to keep our programs sustainable. Office space needs have increased for Administrative and MIS staff either through additional rental or purchased space. This will allow the current Rialto site to be remodeled for expansion to meet the needs for dispatching personal and support management.

Currently, there are grant supported revenue sources received in this fund for one-time JPA's projects. The current year grant funded budgeted projects are upgrade to core routers and CAD interface, create a training, quiet, and QA room in the trailer, as well as supporting the ECNS project using the approved American Rescue Plan Act (ARPA) funding.

Fund 5011 Term Benefit Reserve Fund

This Term Benefit Reserve Fund is to cover the liability of CONFIRE employee leave accruals as well as set aside for pension or benefit liabilities. The Board's both agreed to set aside an extra percentage of contract agencies operational yearly costs to help with any outstanding pension liabilities due to extra personal to service these agencies. Effective July 2021, the City of Victorville became a part of CONFIRE's member agencies.

In addition to the contract agencies contribution to revenue, Fund 5011 will be receiving Apple Valley's 4th buy-in installment payment and Victorville's 2nd out of 5 yearly buy-in installment payment totaling $193,101. This will allow CONFIRE to budget for Administrative leave cash outs and future retirement cash outs that may occur this fiscal year, as well as saving for future retirement liabilities within the Fund Balance.

Fund 5019 CAD to CAD Fund

During Fiscal Year 2021, the Board approved the request to establish a Special Revenue Fund allowing CONFIRE to budget revenues and expenses specific to the CAD-to-CAD System. In Fiscal Year 2021/22, budgeted expenditures consist of professional services for consulting on the new system as well as computer hardware and software costs associated to maintain the system. The current fiscal year revenue sources for this project are provided by the Urban Areas Security Initiative (UASI) grant totaling approximately $650,00, Homeland Security Grant Program (HSGP) totaling $90,000, and eight current members CAD-to-CAD agency's special revenue of $80,588. The Special Revenue funding will increase as more agencies subscribe into the CAD-to-CAD system. As the system expands in the future, the earmarked revenues will increase along with expenditures. Examples of such support may be for employee salaries and benefits supporting the new system along with respective travel expenses and other operational fees to maintain the CAD-to-CAD project.

CONFIRE
FUND BALANCE SUMMARY
Fund 5008 - Operating

	2020-21 Actual	2021-22 Budget	2021-22 Revised	2022-23 Budget
Total Revenue	11,099,416	11,570,714	11,570,714	12,828,561
Transfers In				
Budgeted Reserves				
Total Resources (Revenue, Transfers In, and Reserves)	11,099,416	11,570,714	11,570,714	12,828,561
Total Expenditures	9,953,227	11,570,714	11,570,714	12,828,561
Transfers Out				
Total Expenditures &Transfers Out	9,953,227	11,570,714	11,570,714	12,828,561
Difference Total Revenue and Expenditures and Transfers Out	$ 1,146,189	$ -	$ -	$ -
FUND BALANCE				
July 1st Beginning Balance	$ 2,906,494	$ 2,278,609	$ 2,278,609	$ 1,206,796
Residual Equity Transfer	(1,774,074)		(1,071,813)	
Budgeted Reserves				76,060 *
Difference Total Resources & Expenditures and Transfers Out	1,146,189	-	-	-
June 30th Ending Balance	$ 2,278,609	$ 2,278,609	$ 1,206,796	$ 1,282,856

**** Per Board Policy, CONFIRE should have a 10% of total operating budget as a reserve balance. For FY2022-23 Reserve Balance should be $1,282,856. Due to the 10% increase in budget for FY22-23, CONFIRE will increase reserves by $76,606 from savings in FY2021-22 salaries and benefits to follow Board Policy.***

CONFIRE
FUND BALANCE SUMMARY
Fund 5009 - Equipment Reserve

	2020-21 Actual	2021-22 Budget	2021-22 Revised	2022-23 Budget
Total Revenue	492,922	668,250	668,250	614,279
Transfers In				
Budgeted CONFIRE Reserves				
Total Resources (Revenue, Transfers In, and Reserves)	492,922	668,250	668,250	614,279
Total Expenditures	479,433	668,250	683,250	614,279
Transfers Out				
Total Expenditures &Transfers Out	479,433	668,250	683,250	614,279
Difference Total Revenue and Expenditures and Transfers Out	$ 13,489	$ -	$ (15,000)	$ -
FUND BALANCE				
July 1st Beginning Balance	$ 2,090,834	$ 2,104,323	$ 2,104,323	$ 2,089,323
Residual Equity Transfer				
Budgeted Reserves				
Difference Total Resources & Expenditures and Transfers Out	13,489	-	(15,000)	-
June 30th Ending Balance *	$ 2,104,323	$ 2,104,323	$ 2,089,323	$ 2,089,323

Total Fund Balance for Agencies and CONFIRE equipment replacement.

CONFIRE
FUND BALANCE SUMMARY
Fund 5010 - General Reserve

	2020-21 Actual	2021-22 Budget	2021-22 Revised	2022-23 Budget
Total Revenue	1,734,814	1,741,633	1,741,633	1,519,687
Transfers In				
Budgeted Reserves				
Total Resources (Revenue, Transfers In, and Reserves)	1,734,814	1,741,633	1,741,633	1,519,687
Total Expenditures	1,860,166	1,741,633	1,741,633	1,519,687
Transfers Out				
Total Expenditures &Transfers Out	1,860,166	1,741,633	1,741,633	1,519,687
Difference Total Revenue and Expenditures and Transfers Out	$ (125,352)	$ -	$ -	$ -
FUND BALANCE				
July 1st Beginning Balance	$ 5,212,728	$ 6,337,376	$ 6,337,376	$ 5,837,376
Residual Equity Transfer	1,250,000		(500,000)	
Budgeted Reserves				
Difference Total Resources & Expenditures and Transfers Out	(125,352)	-	-	-
June 30th Ending Balance	$ 6,337,376	$ 6,337,376	$ 5,837,376	$ 5,837,376

CONFIRE
FUND BALANCE SUMMARY
Fund 5011 - Term Benefit Reserve

	2020-21 Actual	2021-22 Budget	2021-22 Revised	2022-23 Budget
Total Revenue	133,713	222,861	222,861	225,177
Transfers In			71,813 *	
Budgeted Reserves				
Total Resources (Revenue, Transfers In, and Reserves)	133,713	222,861	294,674	225,177
Total Expenditures	-	222,861	222,861	225,177
Transfers Out / Contribution to Fund Balance				
Total Expenditures &Transfers Out	-	222,861	222,861	225,177
Difference Total Revenue and Expenditures and Transfers Out	$ 133,713	$ -	$ 71,813	$ -
FUND BALANCE				
July 1st Beginning Balance	$ 755,024	$ 1,340,998	$ 1,340,998	$ 1,412,811
Residual Equity Transfer	452,261			
Budgeted Reserves				
Difference Total Resources & Expenditures and Transfers Out	133,713	-	71,813	-
June 30th Ending Balance	$ 1,340,998	$ 1,340,998	$ 1,412,811	$ 1,412,811

Planned contribution to Fund Balance for pension liability.

CONFIRE
FUND BALANCE SUMMARY
Fund 5019 - CAD to CAD Fund

	2020-21 Actual	2021-22 Budget	2021-22 Revised	2022-23 Budget
Total Revenue		1,012,163	1,012,163	879,213
Transfers In		825,663	825,663	
Budgeted Reserves				
Total Resources (Revenue, Transfers In, and Reserves)	-	1,837,826	1,837,826	879,213
Total Expenditures	-	1,012,163	1,012,163	879,213
Transfers Out		825,663	825,663	
Total Expenditures &Transfers Out	-	1,837,826	1,837,826	879,213
Difference Total Revenue and Expenditures and Transfers Out	$ -	$ -	$ -	$ -
FUND BALANCE				
July 1st Beginning Balance	$ -	$ -	$ -	$ -
Residual Equity Transfer				
Budgeted Reserves				
Difference Total Resources & Expenditures and Transfers Out				
June 30th Ending Balance	$ -	$ -	$ -	$ -

Fund: CONFIRE Operations Fund 5008
Department: Consolidated Fire Agency 883

FUND 5008				
EXPENDITURE	2020-21	2021-22	2021-22	2022-23	2021-22
SUMMARY	Actual	Adopted	Modified	Proposed Budget	% of Change in Budget
Salaries & Benefits	7,028,783	$ 8,210,790	$ 8,210,790	$ 8,879,728	8%
Services & Supplies	2,778,648	3,163,753	3,163,753	3,738,969	15%
Travel Related	20,094	65,000	65,000	70,000	7%
Other Reimb	125,702	131,171	131,171	139,864	6%
TOTAL	**$ 9,953,227**	**$ 11,570,714**	**$ 11,570,714**	**$ 12,828,561**	**10%**

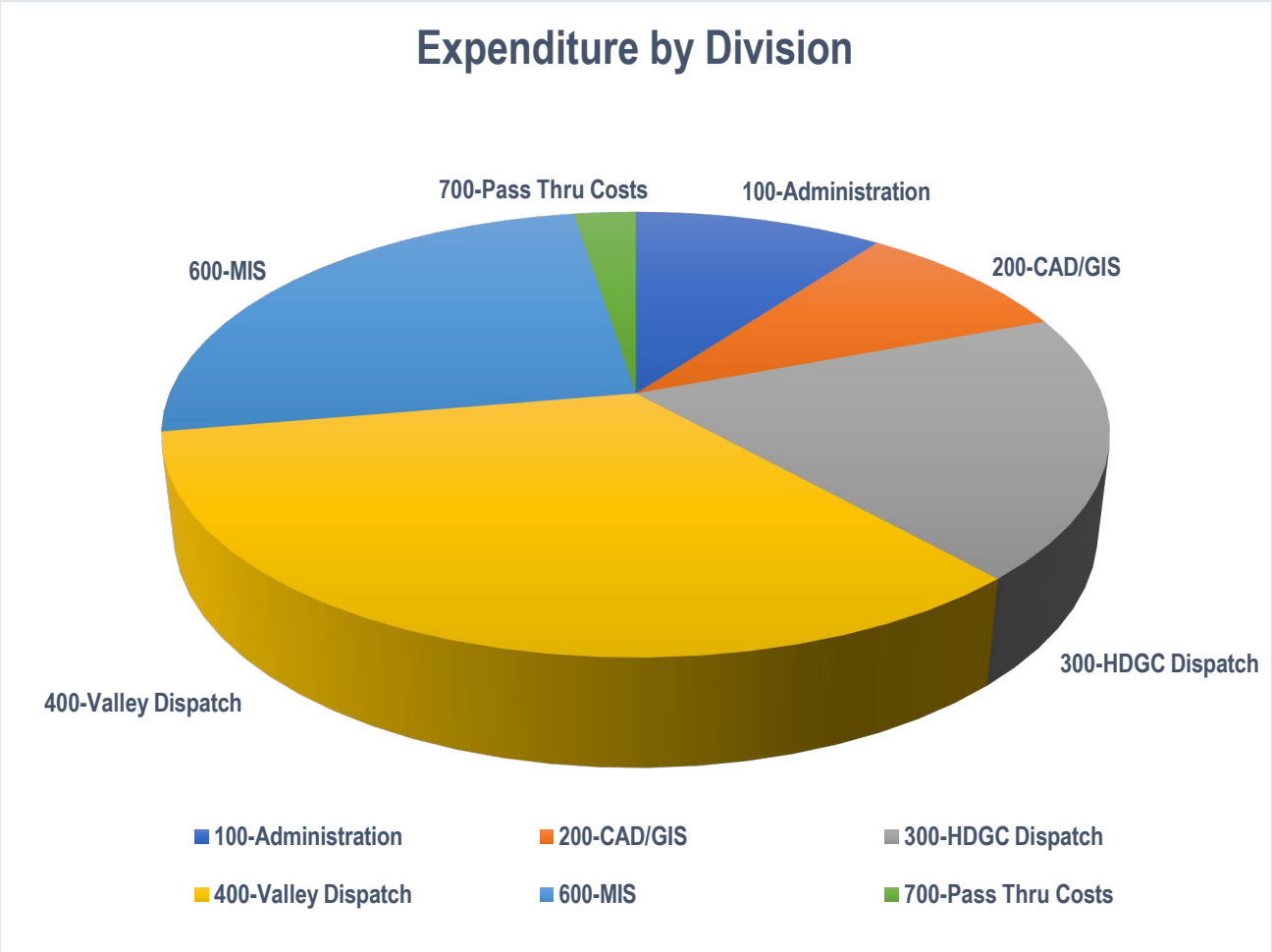

CONFIRE OPERATING EXPENDITURES PER FUND CENTER FISCAL YEAR 2022-2023

Obj Code	Fund Center Item	Description	Admin - General (100-5008)	Mis Universal CAD/GIS (200-5008)	Desert Dispatch (300-5008)	Valley Dispatch (400-5008)	MIS Universal (600-5008)	MIS Seat-Based (600-5008)	Pass Thru (700-5008)	FY 22-23 Fund Center Sub Totals	FY 22-23 TOTAL EXPENDITURE FUND 5008	FY 21-22 TOTAL EXPENDITURE FUND 5008	% of Diff
5100 1010		SALARIES AND BENEFITS	839,375	480,428	2,214,677	3,988,170	762,942	594,136		8,879,728	$8,879,728	$8,210,790	8%
5200 2027		STAFF UNIFORMS				13,000	1,400			14,400	$14,400	$14,400	0%
5200 2031		PAYROLL SYSTEMS SERVICES (ISD/EMACS)	1,185	328	3,656	5,726	2,071			12,966	$12,966	$11,758	9%
5200 2033		WAN & VPN ISD CONTRACT									$146,815	$146,815	0%
		CONFIRE					7,776			7,776			
		County Fire (BDC)						139,039		139,039			
5200 2035		COMMUNICATIONS - Wireless Devices					13,676	195,573		209,249	$209,249	$209,249	0%
5200 2036		COMMUNICATIONS - Wireline Connections					152,140	68,297		220,437	$220,437	$220,437	0%
5200 2037		COMNET ISD Dial Tone-Phones Landlines (ISF)	2,143			7,677	6,606			16,426	$16,426	$17,827	-9%
5200 2043		DATA SERVICES ISD Labor (ISF)			500	1,500	2,500			4,500	$4,500	$2,500	44%
5200 2044		COMNET ISD (ISF)									$0	$1,434	0%
		Voice Mail								-			
		Global Tool Directory								-			
5200 2062		800 MHZ RADIO CHGS (ISF)									$513,448	$500,618	2%
		NSCSO - Radio and Paging (ISD)				18,500			324,935	343,435			
		NSCSC-Dispatch Console Access/Maint.			100,462	69,551				170,013			
5200 2070		FOOD Dispatch (Incident / Meeting Meals)	2,000							2,000	$2,000	$2,000	0%
5200 2075		MEMBERSHIPS									$7,476	$6,630	11%
		Active 911	130							130			
		AFSS	70							70			
		APCO	450							450			
		Cal Chiefs	50							50			
		Center for Internet Security					1,500			1,500			
		CFCA Comm Sect	200							200			
		County Chiefs	200							200			
		CSDA Annual Membership	1,750							1,750			
		GFOA	450							450			
		IAED *								-			
		MISAC					100			100			
		NENA (10 - Full, 60 partial)	2,200							2,200			
		US Domain Authority	376							376			
5200 2110		FM REQUISTION CHARGES	1,500							1,500	$1,500	$0	100%
5200 2115		COMPUTER SOFTWARE									$1,891,258	$1,470,965	22%
		Applications - Universal	61,418	637,140	22,351	34,938	191,769			947,615			
		Applications - Seat Based						943,643	-	943,643			
5200 2116		COMPUTER HARDWARE (Misc Expenses)									$18,450	$18,450	0%
		Plotter Maintenance		3,200						3,200			
		Minolta (Fax - 2)				250				250			
		Miscellaneous Hardware					15,000			15,000			
5200 2120		SMALL TOOLS	500				500			1,000	$1,000	$1,000	0%
5200 2130		NON INVENTORIABLE EQUIP									$7,000	$7,000	0%
		Headsets	500		1,000	2,000				3,500			
		Admin/MIS Office Chairs	3,500							3,500			
5200 2180		UTILITIES								-	$4,500	$0	100%
		MIS Shared Space in RIA (utilities/rent)					4,500			4,500			
5200 2220		OTHER GENERAL LIABILITY (ISF)									$49,092	$40,855	17%
		Alliant - Medical Director	4,505							4,505			
		Alliant - SLIP	20,386							20,386			
		Alliant - SPIP	24,201							24,201			
5200 2305		GENERAL OFFICE EXPENSE									$26,900	$26,700	1%
		Cable / Satellite TV				2,400				2,400			
		Employee Recognition / Outreach / Plaques	3,300							3,300			
		Kitchen Supplies	200							200			
		Office Supplies	4,000	2,000	1,500	3,500	1,000			12,000			
		Staples	3,500	1,000	1,000	1,500	500			7,500			
		Water	1,000		500					1,500			
5200 2310		POSTAGE	1,500							1,500	$1,500	$2,200	-47%
5200 2323		COURIER & PRINTING (ISF)	100							100	$100		100%

CONFIRE OPERATING EXPENDITURES PER FUND CENTER FISCAL YEAR 2022-2023

Obj Code	Fund Center Item	Description	Admin - General (100-5008)	Mis Universal CAD/GIS (200-5008)	Desert Dispatch (300-5008)	Valley Dispatch (400-5008)	MIS Universal (600-5008)	MIS Seat-Based (600-5008)	Pass Thru (700-5008)	FY 22-23 Fund Center Sub Totals	FY 22-23 TOTAL EXPENDITURE FUND 5008	FY 21-22 TOTAL EXPENDITURE FUND 5008	% of Diff
5200 2400		PROF & SPECIALIZED SERVICES								-	$500		100%
		DOJ	500							500			
5200 2405		AUDITING									$20,700	$14,000	32%
		Annual Financial Audit	15,700							15,700			
		Single Audit (ARPA)	5,000							5,000			
		Single Audit (CARES Act)	-							-			
5200 2415		AUDITOR/CONTROLLER-RECORDER									$16,995	$16,500	3%
		Payables/Data Entry/EFT	16,995							16,995			
5200 2445		OTHER PROF SERVICES									$233,944	$148,700	36%
		Medical Director	18,540							18,540			
		EAP - Counseling Team	7,500							7,500			
		EMD QA	65,000							65,000			
		Enviro-Master System	15,000							15,000			
		RNA Facilities Management (Rialto Shared Space Cleaning)					17,904			17,904			
		McMath					20,000			20,000			
		Fratus	50,000							50,000			
		Messina Consultant	40,000							40,000			
5200 2460		GIMS CHARGES (ISD/GIS) AERIAL IMAGERY		3,500						3,500	$3,500	$3,500	0%
5200 2540		LEGAL SERVICES	40,000							40,000	$40,000	$40,000	0%
5200 2840		MEDICAL EXPENSES								-	$7,000	$2,500	64%
		CEHW	5,000							5,000			
		Medical Supplies	1,000		1,000					2,000			
5200 2855		GENERAL MAINT - EQUIPMENT	2,500							2,500	$2,500	$2,500	0%
5200 2870		GENERAL MAINT - STRUCTURE	1,500							1,500	$1,500	$1,500	0%
5200 2895		RENTS & LEASES - EQUIP									$45,750	$25,644	44%
		Trailer Lease				11,250				11,250			
		Cort Furniture Rental					23,500			23,500			
		Copy Machine Lease	5,000	1,000	5,000					11,000			
5200 2905		RENTS & LEASE STRUCTURE									$197,486	$190,724	3%
		HDGC - Floor Space			83,164					83,164			
		HDGC - Equipment Space			17,755					17,755			
		Rialto - Floor Space				59,387				59,387			
		Rialto - ISD Vault					37,181			37,181			
5200 2925		FLEET MANAGEMENT (Motor Pool Assigned)	19,845							19,845	$20,077	$20,047	0%
		Fleet Fuel Infrasturcture	232							232			
5294 2941		CONF/TRNG/SEMINAR FEES	3,700	9,800		8,200	17,000			38,700	$38,700	$65,000	-68%
5294 2942		HOTEL	2,500	2,500		2,500	5,000			12,500	$12,500		100%
5294 2943		MEALS	1,000	500		1,500	2,500			5,500	$5,500		100%
5294 2945		AIR TRAVEL	2,500	2,000		2,500	5,000			12,000	$12,000		100%
5294 2946		OTHER TRAVEL	300	200		300	500			1,300	$1,300		100%
5530 5030		OPERATING TRANSFER OUT								-	$22,125	$0	100%
		CAD to CAD Annual Maintenance (5019)		22,125						22,125			
5540 5010		SALARIES AND BENEFITS TRANSFER OUT								-	$117,739	$131,171	-11%
		Reimburse Cnty Fire for Payroll/HR				117,739				117,739			
		FY 2021-2022 TOTAL EXPENDITURES	$1,300,001	$1,165,721	$2,452,564	$4,352,088	$1,292,565	$1,940,688	$324,935	$ 12,828,561	$12,828,561	$11,570,714	10%

Fund: CONFIRE Operations Fund 5008
Department: Consolidated Fire Agency 883
Division: Administration 100

Division Expenditure Summary	2020-21 Actual	2021-22 Adopted	2021-22 Modified	2022-23 Budget	2021-22 Increase in Budget
Salaries & Benefits	724,759	770,663	770,663	839,375	8%
Services & Supplies	304,594	382,014	382,014	450,626	15%
Travel Related	2,348	10,000	10,000	10,000	0%
Other Reimbursements	-	-	-	-	0%
Total	**1,031,700**	**1,162,677**	**1,162,677**	**1,300,001**	**11%**

DEPARTMENT STAFFING

	FY2020-21		FY2021-22		FY2022-23	
Title	Full-Time	Part-Time	Full-Time	Part-Time	Full-Time	Part-Time
Director	1		1		1	
Administrative Secretary	1		1		1	
Business Management Analyst	1		1		1	
Budget Officer		1				
Staff Analyst II	1		1		1	
Staff Analyst I			1		1	
Fiscal Specialist	1		1		1	
Public Service Employee				1		1
Total	**5**	**1**	**6**	**1**	**6**	**1**

DIVISION DESCRIPTION

Liz Berry – Administrative Secretary

- Administration – Director enacts the Board of Director's and Administrative Board Mission and Vision for CONFIRE, through the direction and guidance of Division activities. The Director ensures plans are in compliance with public administration laws and financial oversight. This oversight includes the employee relations through the Human Resources of County Fire, along with maintaining the Facilities and Fleet of the JPA.

- Fiscal – Supports the financial operations of the JPA. Upholds the Board's policy and expectation of financial health through the budgeting process, including monitoring the revenue billings, purchasing, and accounts payable expenditures on a monthly basis reporting out to the Director and Administrative Committee. Maintains the accounting policies to safeguard the fixed assets, cash deposits, liabilities, and expenditures for review by the JPA's auditors to produce the yearly financial statements. Prepares various Federal and State reports and provides support to guide the agencies served by the JPA. Manages all grants awarded to CONFIRE.

Fund: **CONFIRE Operations Fund 5008**
Department: **Consolidated Fire Agency 883**
Division: **Administration 100**

SIGNIFICANT DIVISION EXPENDITURES AND STAFFING CHANGES

An 8% increase in Salaries & Benefits is primarily due to projected salary raises, benefit increases, and cost of living.

A 15% increase in Services & Supplies is mainly due to the increase to Auditing ($6,700) to include Single Audit reporting cost and Other Professional Services ($50,000) for the movement of Data Analysis Consulting Service from Fund 5010 to Fund 5008.

2021-22 DIVISION ACCOMPLISHMENTS

- Awarded $300,000 for UASI Grant 2022 (CAD to CAD project)
- FY 2021 Financial Audit completed with no findings
- FY 2021 Single Audit completed with no findings
- Produce the Annual Budget Book
- Reported Monthly Financial Statements to Administrative Committee
- Monthly Budget to Actual Statements Reporting to Management
- Recorded Board and Committee Meeting according to Brown Act
- Implement new procurement database
- Implement Records Retention and Management Policy
- Reviewed and updated Purchasing Policy
- Developed and Updated Board and Admin Committee Policy

Art Andres – Director
Yvette Calimlim – Business Manger

2022-23 DIVISION GOALS AND OBJECTIVES

- Keep strategic implementation planning ongoing for future site
- Oversight of the Grant Funded projects for CAD to CAD
- Create and Implement a Financial Policy for CONFIRE
- Attend Government Finance Officers Association Annual Conference

<u>FISCAL UNIT</u>
(from left to right)

Rana Gilani – Staff Analyst II
Matthew Shaw – Staff Analyst I
Yvette Calimlim – Business Manager

Fund: CONFIRE Operations Fund 5008
Department: Consolidated Fire Agency 883
Division: CAD/GIS 200

Division Expenditure Summary	2020-21 Actual	2021-22 Adopted	2021-22 Modified	2022-23 Budget	% of Change 2021-22 Budget
Salaries & Benefits	257,389	341,648	341,648	480,428	41%
Services & Supplies	566,415	721,107	721,107	648,168	-10%
Travel Related	-	15,000	15,000	15,000	0%
Operating Transfers Out	-	-	-	22,125	100%
Other Reimbursements	-	-	-	-	0%
Total	**823,804**	**1,077,755**	**1,077,755**	**1,165,721**	**8%**

DEPARTMENT STAFFING

	FY2019-20		FY2020-21		FY2021-22	
Title	Full-Time	Part-Time	Full-Time	Part-Time	Full-Time	Part-Time
Automated Systems Analyst I	1		1		1	
Info Systems Analyst II	0		0		1	
GIMS Coordinator	1		1		1	
Computerized Mapping Analyst	0		1		1	
Total	**2**	**0**	**3**	**0**	**4**	**0**

DIVISION DESCRIPTION

This element of the budget represents two functional sub-sections of the Management Information Systems Division (MIS).

CAD stands for Computer Aided Dispatch system. CONFIRE's CAD vendor is Central Square. The CAD system is an array of interconnected software and hardware systems hosted on the CONFIRE server infrastructure. This system is the heart of CONFIRE's operation, enabling the Call-Takers and Dispatchers to receive and process emergency calls, determine the location, and assign the appropriate response. It also maintains the location and status of all field resources for first responder safety. Numerous third-party systems operate in conjunction with the CAD system. Maintaining CAD and the associated interface systems requires the full-time efforts of one FTE and the occasional efforts of several other team members.

GIS stands for Geographic Information Systems. This is a specific discipline within the broader context of Information Systems and technology. GIS professionals support the public safety mission by developing and maintaining mission critical mapping and location accuracy products. For CONFIRE, the primary role of the GIS team is to maintain the County street network and address point and work in conjunction with the CAD team to ensure that information is kept up to date and accurate within the CAD system. This is a nearly full-time job. In addition to supporting CAD, the CONFIRE GIS team produces and maintains agency specific maps for use by first responders. These include wall maps for fire stations, printed or electronic map books in apparatus, specialized maps for mutual aid and wildland fire high hazard areas, fire prevent and weed abatement programs etc. Additionally, the GIS team assists during actual incidents developing real-time mapping products for incident commanders, damage assessment teams and after-action reports.

Sam Perez – GIMS Coordinator

Fund: **CONFIRE Operations Fund 5008**
Department: **Consolidated Fire Agency 883**
Division: **CAD/GIS 200**

The role of GIS is rapidly expanding in public safety. Next Generation 9-1-1, CAD to CAD, drone technology, wireless calling, text to 9-1-1 etc. requires robust integration of authoritative, locally produced and maintained location information. CONFIRE's regional role will demand more from its current GIS capacity. Making GIS services available online to CONFIRE agencies is a major goal of the MIS division.

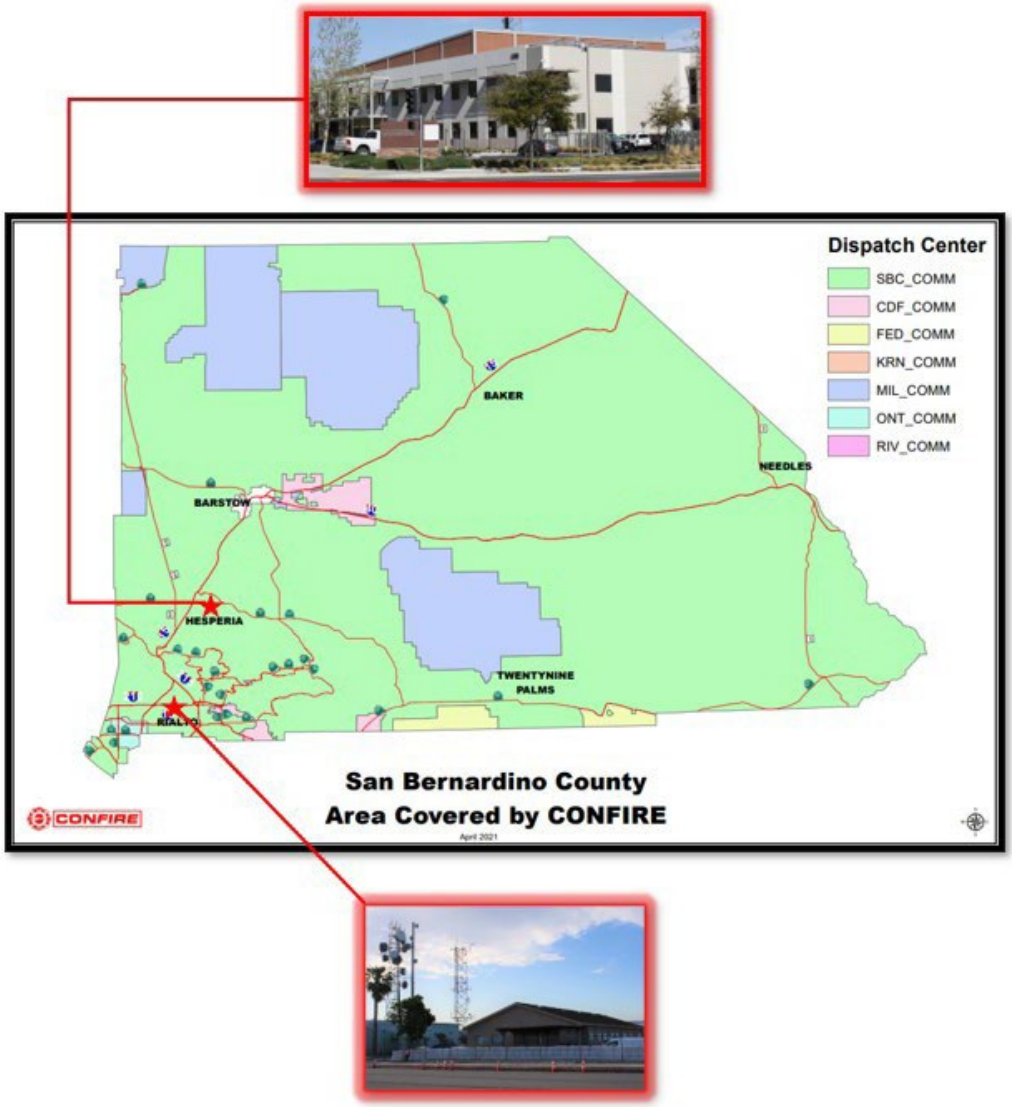

SIGNIFICANT DIVISION EXPENDITURES AND STAFFING CHANGES

Increases to the budget is primarily the movement of the Info Systems Analyst II position from MIS Division (600) to CAD Division (200) for the duties of a CAD Administrator and the addition of Operating Transfer Out for the CAD-to-CAD annual maintenance and access fees.

Fund: **CONFIRE Operations Fund 5008**
Department: **Consolidated Fire Agency 883**
Division: **CAD/GIS 200**

2021-22 DIVISION ACCOMPLISHMENTS



- Upgrade NICE 911 recording logs system.
- CONFIRE infrastructure assessment
- Expand storage capacity to migrate CAD systems during CAD maintenance to reduce down time
- Re-verify and update all state route mile markers in the County for correct position
- AMR CAD to CAD direct interface setup
- CAD to CAD – Chino Police Department (PD) launch.
- Created a dedicated CAD support position – CAD Administrator
- Voice Print upgrade with enhanced digital audio feed
- Continue to improve AVL tracking and unit assignments
- Automatic Dispatch Call Assignment (Bravo - Echo)

2022-23 DIVISION GOALS AND OBJECTIVES



- Upgrade CAD Mapping Version
- Monthly CAD mapping update
- Re-organizing CAD GIS structure for CAD files
- Riverside County Fire – CAD to CAD
- Murrieta Fire – CAD to CAD
- AMR Riverside - CAD to CAD
- AMR Rancho – Tellus HUB - CAD to CAD
- CAL Fire San Bernardino - CAD to CAD
- Ontario Fire – CAD to CAD
- CAD Version upgrade
- WestNet Annual Maintenance/Zird Update

Fund: CONFIRE Operations Fund 5008
Department: Consolidated Fire Agency 883
Division: Desert Dispatch Center 300

Division Expenditure Summary	2020-21 Actual	2021-22 Adopted	2021-22 Modified	2022-23 Budget	% of Change 2021-22 Budget
Salaries & Benefits	1,919,986	1,971,899	1,971,899	2,214,677	12%
Services & Supplies	363,853	229,609	229,609	237,887	4%
Travel Related	-	-	-	-	
Other Reimbursements	306	-	-	-	
Total	**2,284,145**	**2,201,508**	**2,201,508**	**2,452,564**	**11%**

DEPARTMENT STAFFING

	FY2020-21		FY2021-22		FY2022-23	
Title	Full-Time	Part-Time	Full-Time	Part-Time	Full-Time	Part-Time
Assist Comm Manager	1		1		1	
Emer Svcs Supervising Dispatcher	3		4		4	
Emergency Svcs Dispatcher I	15		15		15	
Call Taker			2		2	
Total	**19**	**0**	**22**	**0**	**22**	**0**

DIVISION DESCRIPTION

CONFIRE Communication Center consists of a group of professionals that receives requests for emergency and non-emergency assistance. We dispatch fire, emergency medical, and local government resources. Responsibilities include monitoring radios, telephones, field personnel, and coordinating mutual aid procedures and operations. Management assists with coordination in training and operational guidance for communication personnel.

John Tucker
Asst Communications Manager

SIGNIFICANT DIVISION EXPENDITURES AND STAFFING CHANGES

On November 29, 2021, the Board of Directors approved an equity cost increase to provide a 10% increase for all unit classifications covered in the Emergency Services Unit MOU effective January 15, 2022. The equity boost was the main contribution to the 12% increase for Salaries and Benefits in FY22-23.

The Desert Dispatch Division has budgeted for a 4% increase in overall expenditures in services and supplies. This does include an increase cost in payroll services, IT infrastructure, office supplies, rent, and replacement equipment.

Fund: **CONFIRE Operations Fund** **5008**
Department: **Consolidated Fire Agency** **883**
Division: **Desert Dispatch Center** **300**

2021-22 DIVISION ACCOMPLISHMENTS

- Motorola Solution phone refresh for 14 positions
- Chair replacement program – 8 new chairs
- Installation of RapidSOS location accuracy system
- Supervisor IPAD for back up paging
- Emergency Communication Nurse System (ECNS) using internal and external sources
- Purchase of items to improve conditions – refrigerator, portable AC unit, AED
- Headset replacement

2022-23 DIVISION GOALS AND OBJECTIVES

- Installation of Westnet client form station alerting and voice dispatch
- Creating a functional Supervisor position
- Continue working with CONFIRE MIS on an Audio/Visual system
- Voice Recorder replacement and recording of new positions
- Update to the Text to 911 module
- Implementation of the Next Generation 911
- Update to CAD Monitors
- Training Class for IROC users
- Phone Analytics Training to provide data for personnel



Alisha Johnson - Supervising Dispatcher



Valerie Lucero - Dispatcher



Eileen Torres – Call Taker



Tara DeNunzio - Dispatcher

Fund: CONFIRE Operations Fund 5008
Department: Consolidated Fire Agency 883
Division: Valley Dispatch Center 400

Division Expenditure Summary	2020-21 Actual	2021-22 Adopted	2021-22 Modified	2022-23 Budget	% of Change 2021-22 Budget
Salaries & Benefits	2,966,681	3,711,399	3,711,399	3,988,170	7%
Services & Supplies	185,066	215,267	215,267	231,179	7%
Travel Related	11,374	10,000	10,000	15,000	50%
Other Reimbursements	123,607	131,171	131,171	117,739	-10%
Total	**3,286,728**	**4,067,837**	**4,067,837**	**4,352,088**	**7%**

DEPARTMENT STAFFING

	FY2020-21		FY2021-22		FY2022-23	
Title	**Full-Time**	**Part-Time**	**Full-Time**	**Part-Time**	**Full-Time**	**Part-Time**
Communication Manager	1		1		1	
Assist Comm Manager	1		1		1	
Emer Svcs Supervising Dispatcher	5		4		4	
Emergency Svcs Dispatcher I	26		23		23	
Emergency Svcs Dispatcher EH		5		6		6
Call Taker	6		4		4	
Call Taker PSE		5		7		7
Public Service Employee				2		2
Total	**39**	**10**	**33**	**15**	**33**	**15**

DIVISION DESCRIPTION

Tim Franke
Communications Manager

CONFIRE Communication Center consists of a group of professionals that receives requests for emergency and non-emergency assistance. We dispatch fire, emergency medical, and local government resources. Responsibilities include monitoring radios, telephones, field personnel, and coordinating mutual aid procedures and operations. Management assists with coordination in training and operational guidance for communication personnel.

SIGNIFICANT DIVISION EXPENDITURES AND STAFFING CHANGES

On November 29, 2021, the Board of Directors approved an equity cost increase to provide a 10% increase for all unit classifications covered in the Emergency Services Unit MOU effective January 15, 2022. The equity boost was the main contribution to the 7% increase for Salaries and Benefits in FY22-23.

Fund: CONFIRE Operations Fund 5008
Department: Consolidated Fire Agency 883
Division: Valley Dispatch Center 400

SIGNIFICANT DIVISION EXPENDITURES AND STAFFING CHANGES (Continued)

Valley Dispatch Division has a 7% increase in Services and Supplies. This is due in part to the overall increase in costs, the purchase of new equipment, conference and training seminar arrangements, and the transfer of usage of an existing trailer that was previously held by the MIS Division (600).

The budget for Travel increased by 50% or $5,000. Communications plans to send more staff to trainings/conferences and complete more recertifications.

Other Reimbursements had a decrease of 10% in the budget this year which is primarily due the reduction of County Fire's HR and Payroll cost.

2021-22 DIVISION ACCOMPLISHMENTS

- Auto Dispatch with all CONFIRE agencies on alpha, bravo, delta, echo call types
- Emergency Communication Nurse System (ECNS) using internal and external sources
- Established Quick Launch Concept with Emergency Medical Dispatching (EMD)
- Replacement of CAD and TV monitors
- Update to the staffing module Telestaff
- Installation of RapidSOS location accuracy system
- ReddiNet System upgrade with a satellite phone
- Continue with hiring and staffing the center
- Chair replacement program – 8 new chairs
- Installation of RapidSOS location accuracy system
- CAD maintenance
- Additional CAD call types created
- Motorola Solution phone refresh for 14 positions
- Dispatching medical helicopters on the dispatch channel
- Additional CAD call types created
- CAD to CAD with San Manuel Department of Public Safety and American Medical Response (AMR)
- Dispatch Personnel assisted with agency testing
- Revisions to Policies/Procedures and Training documents
- Headset replacement

2022-23 DIVISION GOALS AND OBJECTIVES

- Implementation of Next Generation 911
- Update to the Text to 911 module
- Improving CONFIRE Agency Command Concept

Fund: CONFIRE Operations Fund 5008
Department: Consolidated Fire Agency 883
Division: Valley Dispatch Center 400

2022-23 DIVISION GOALS AND OBJECTIVES (continued)

- Voice Recorder replacement and recording of new positions
- CAD to CAD with Chino Police Department
- Update to Emergency Call Screen (ECT) in CAD
- Aqua and ProQA updates for Emergency Medical Dispatching (EMD)
- CAD Maintenance
- Implementation of Priority Swap for CAD units
- Auto Dispatch of generic medical call types



Casey Carrillo — Dispatcher



Judy Jacobson — Call Taker



Alix Anderson — Supervising Dispatcher



LaShawna Shaw — Dispatcher

Fund: CONFIRE Operations Fund 5008
Department: Consolidated Fire Agency 883
Division: Mgmt. Information Services 600

Division Expenditure Summary	2020-21 Actual	2021-22 Adopted	2021-22 Modified	2022-23 Budget	% of Change 2021-22 Budget
Salaries & Benefits	1,159,967	1,415,181	1,415,181	1,357,078	-4%
Services & Supplies	960,781	1,308,044	1,308,044	1,846,175	41%
Travel Related	6,371	30,000	30,000	30,000	0%
Other Reimbursements	-	-	-	-	
Total	**2,127,119**	**2,753,225**	**2,753,225**	**3,233,253**	**17%**

DEPARTMENT STAFFING

	FY2020-21		FY2021-22		FY2022-23	
Title	**Full-Time**	**Part-Time**	**Full-Time**	**Part-Time**	**Full-Time**	**Part-Time**
MIS Manager	1		1		1	
MIS Supervisor	1		1		1	
Information Systems Analyst II	3		3		2	
Information Systems Analyst III	2		2		2	
Automated Systems Technician	1		1		1	
Public Service Employee		3		3		3
Total	**8**	**3**	**8**	**3**	**7**	**3**

DIVISION DESCRIPTION


Thomas Clark
MIS Supervisor

The MIS Division provides secure, reliable, and sustainable mission-critical IT infrastructure and systems that support CONFIRE and its agencies by leveraging emerging technologies and strategies aligned with organizational objectives.

SIGNIFICANT DIVISION EXPENDITURES AND STAFFING CHANGES

Salaries and Benefits has a 4% decrease. This decrease is due to the movement of the Information Systems Analyst II from the MIS Division (600) to CAD Division (200) and offset by projected salary, benefit, and cost of living increases.

Services and Supplies has increased by 41% or $538,131 compared to prior year. The increase is mainly due to the increase in Services and Supplies which include but not limited to:

- Additional seat-based expense of First Due, First Watch FOAM, and Adobe
- Increase the number of licenses and cost to Meraki, Microsoft Office 365, SolarWinds, and Tablet Command
- Infrastructure modernization

Fund: CONFIRE Operations Fund 5008
Department: Consolidated Fire Agency 883
Division: Mgmt. Information Services 600

SIGNIFICANT DIVISION EXPENDITURES AND STAFFING CHANGES (Continued)

- Technical resources
- Software solutions - increased service delivery capability
- Maintenance and increased cost of current service level agreements (SLA)

Additional factors that contributed to the increase in budget is the relocation of MIS Division to Rialto Fire Station 202. Relocation costs include but not limited to furniture rental, facility cleaning, and utility expenses.

2021-22 DIVISION ACCOMPLISHMENTS

- CAD version upgrade
- Isolate core CAD systems with a dedicated network demilitarized zone (DMZ).
- Implement a high availability infrastructure for tier 2 (none-critical) production applications.
- Telestaff Re-deployment
- TabletCommand Rehost
- New CAD Server (Backup)
- Telestaff to ImageTrend Roster Feed
- Configuration of auto-dispatch system
- CAD workstation update to Windows 10
- First Due SQL Connection Conversion
- ECNS/LowCode Protocol Update
- SolarWinds Web Helpdesk Upgrade
- WebEOC CAD Report Data Access
- XBO, XRI, and CalOES integration
- UPS Power Backup Refresh -Valley
- Desktop (New& Refresh) – MIS/Comm/Admin

2022-23 DIVISION GOALS AND OBJECTIVES

- Consistently delivering innovative and cost-saving solutions in alignment with organizational objectives.
- Increase MIS research and development projects.
- Improve MIS services by leveraging resources and streamlining internal processes
    - CAD Interface for HDGC
    - Next Generation Firewalls – Rialto/HDGC
    - New Core Switches for Building D/Vault
    - License Upgrade for Core Routers
    - New physical domain controllers
    - FireRMS Zoll Database to Access Database

Fund: CONFIRE Operations Fund 5008
Department: Consolidated Fire Agency 883
Division: Mgmt. Information Services 600

MIS UNIT
(from left to right)

Steve Lehnhard – CAD Administrator
Thomas Clark – MIS Supervisor
Travis Padilla – Information Systems Analyst II
Steven Cendejas – Automated Systems Technician
Nick Lystra – Information Systems Analyst III
Jim Bloomquist – Information Systems Analyst III
Sam Perez – GIMS Coordinator

Fund: CONFIRE Operations Fund 5008
Department: Consolidated Fire Agency 883
Division: Pass Thru Back to Agency 700

Division Expenditure Summary	2020-21 Actual	2021-22 Adopted	2021-22 Modified	2022-23 Budget	% of Change 2020-21 Budget
Salaries & Benefits	-				0%
Services & Supplies	399,730	307,712	307,712	324,935	6%
Travel Related	-				0%
Other Reimbursements					
Total	**399,730**	**307,712**	**307,712**	**324,935**	**6%**

DEPARTMENT STAFFING

No staff assigned to Division 700.

DIVISION DESCRIPTION

This is a pass thru account for various agencies expenditures charged to CONFIRE which are in-turned billed back to the specific agency.

SIGNIFICANT DIVISION EXPENDITURES AND STAFFING CHANGES

This account is used for specific expenditures agencies incur and for which CONFIRE will charge back the agency for these individual charges. It is used for charges for radio and pagers provided to agencies through an agreement between CONFIRE and the San Bernardino County Information Services Division (ISD).

CONFIRE RESERVE FUNDS AND GRANTS
Funds 5009, 5010, 5011, 5019
FY 2022 - 2023

Revenue	Equipment Reserve (5009)	General Reserve (5010)	General Reserve (5010) Grant Funded	Term Benefit Reserve (5011)	CAD to CAD Fund (5019)
5009 CONFIRE Equipment Replacement Fund					
40809970 Other Revenue					
Agency Equipment Replacement	112,400				
CONFIRE Equipment Replacement	501,879				
5010 General Reserve Fund					
Use of Fund Balance					
Building CIP Reserves		40,000			
EMD Optimization (ECNS) Project					
General Reserve Fund Balance		429,687			
40408840 State Other					
CA 911 Branch					
40509094 Federal Grants					
American Rescue Plan Act			1,050,000		
40909975 Operating Transfer In					
Loan from 5010 to 5019 for the CAD-to-CAD Project					
5011 Term Benefits Fund					
40809970 Other Revenue					
Contract Agencies 5% - 10% Contribution				32,077	
Apple Valley 4th Year Installment				78,596	
Victorville 2nd Year Installment				114,505	
5019 CAD to CAD Fund					
40509094 Federal Grants					
UASI Grant 2020					350,000
UASI Grant 2022					300,000
Homeland Security Grant 2021					90,000
40809970 Other Revenue					
Chino Valley Fire CAD to CAD Pilot Program for Chino PD					11,500
AMR CAD to CAD Maintenance Contribution					13,781
Murrieta CAD to CAD Maintenance Contribution					13,519
Ontartio CAD to CAD Maintenance Contribution					13,519
Riverside Co Fire CAD to CAD Maintenance Contribution					13,125
San Manuel CAD to CAD Maintenance Contribution					13,125
SB Cal Fire CAD to CAD Maintenance Contribution					13,519
AMR CAD to CAD Administrative					5,000
Murrieta CAD to CAD Administrative					5,000
Ontario FD CAD to CAD Administrative					5,000
Riverside Co Fire CAD to CAD Administrative					5,000
SB Cal Fire CAD to CAD Administrative					5,000
40909975 Operating Transfer In					
CAD to CAD Annual Maintenance from 5008					22,125
Loan from 5010 to 5019 for the CAD-to-CAD Project					
TOTAL REVENUE	**$ 614,279**	**$ 469,687**	**$ 1,050,000**	**$ 225,177**	**$ 879,213**

CONFIRE RESERVE FUNDS AND GRANTS
Funds 5009, 5010, 5011, 5019
FY 2022 - 2023

	Expenditures	Equipment Reserve (5009)	General Reserve (5010)	General Reserve (5010) Grant Funded	Term Benefit Reserve (5011)	CAD to CAD Fund (5019)
51001010	**SALARIES AND BENEFITS**					
	ECN5 Nurses			655,580		
	Admin / COVID Leave Cash Out				125,177	
	Possible Retirement Cash Out				100,000	
52002031	**PAYROLL SYSTEM SERVICES - EMACS (ISF ONLY)**			1,456		
52002037	**COMNET CHARGES (ISF ONLY) - DIAL TONE**			2,880		
52002115	**COMPUTER SOFTWARE**					
	Chino CAD to CAD 2-year Pilot					23,000
	IE RCIP CAD to CAD					816,213
	Lansweeper License upgrade		1,000			
	License Upgrade for Core Routers in Building D - Vault		17,000			
52002116	**COMPUTER HARDWARE**					
	Agency Replacement Equipment					
	AMR	2,500				
	Apple Valley	1,000				
	Chino	500				
	Colton	65,000				
	Loma Linda	7,500				
	Montclair	2,500				
	Rancho Cucamonga	2,500				
	Redlands	65,000				
	Rialto	20,000				
	Running Springs	250				
	Victorville	2,500				
	CONFIRE Refresh					
	CONFIRE Equipment Replacement	153,029				
	CONFIRE Desktop Refresh	50,000				
	Automating Administration with Windows PowerShell	2,000				
	New Physical Domain Controllers	15,000				
	Replace All MX60 Firewalls	70,000				
	Next Gen FireWall (Comm. Center)	100,000				
	Upgrade Access Point at Valley	8,000				
	Next Generation Firewalls - Rialto and HDGC	2,000				
	New Core Switches for Building / Vault	30,000				
	Technology Upgrade Project					
	CAD Interface for HDGC		90,000			
	Valley Training Room Trailer (6 workstations)		10,000			
	Grant Funded Projects					
	Desert Dispatch Center - 26 Curved Monitors			26,000		
	Desert Dispatch Center - 50 Angled Monitor Arms and 50 - 5" Verticle Hub Extension			19,500		
	ECN5 Workstations			72,960		
52002120	**SMALL TOOLS**					
	Network Cable Tester	2,000				
	Network and Wifi Tester	3,000				
52002130	**NON INVENTORIABLE EQUIP**					
	New Desk for Dispatch Manager		3,000			
	Dispatch Chairs	10,000				
52002135	**SPECIAL DEPARTMENT EXPENSES**					
	ECN5 Supplies			3,500		
	EMD Card Sets			9,500		
	Quiet Room for Valley Dispatch		5,000			
52002355	**ADVERTISING**					
	ECN5 Marketing / Public Relations			10,000		
52002905	**RENT - STRUCTURES**					
	ECN5 Rent			9,164		
52002445	**OTHER PROF SERVICES**					
	AP Trition		236,487			
	Dyntek - Consultation		2,200			
	MS CAD		50,000			
	SCCM Maintenance		15,000			
	Consulting			190,211		25,000
	Legal			45,000		15,000
52002870	**GENERAL MAINT - STRUCT**					
	Trailer Renovations		5,000			
	Valley Floor Improvements		15,000			
	Miscellaneous Building Improvements		20,000			
52002941	**CONF/TRNG/SEMINAR FEES**			1,000		
52002942	**HOTEL**			1,000		
52002943	**MEALS**			500		
52002945	**AIR TRAVEL**			1,500		
52002946	**OTHER TRAVEL**			250		
55305030	**OPERATING TRANSFERS OUT**					
	Loan from 5010 to 5019 for the CAD-to-CAD Project					
	Reimbursement of Loan from 5010 to 5019 for the CAD-to-CAD Project					
	TOTAL EXPENDITURES	**$ 614,279**	**$ 469,687**	**$ 1,050,000**	**$ 225,177**	**$ 879,213**

Fund: CONFIRE EQUIPMENT RESERVE FUND 5009
Department: Consolidated Fire Agency 883

Division Expenditure Summary	2020-21 Actual	2021-22 Adopted	2021-22 Modified	2022-2023 Budget	% of Change 2021-22 Budget
Salaries & Benefits	-	-	-		0%
Services & Supplies	479,433	668,250	683,250	614,279	-10%
Travel Related	-	-	-		0%
Other Reimbursements	-	-	-		0%
Total	**479,433**	**668,250**	**683,250**	**614,279**	**-10%**

FUND DESCRIPTION

The Equipment Reserve Fund holds funds collected annually from each agency to maintain an ample reserve to replace the information technology equipment based on the inventory of such equipment at each agency. There are two components of this fund; one component accounts for funds that are designated to fund the replacement of CONFIRE equipment. This is a "universal" cost apportioned to each agency based on the proportion of overall call volume that agency represents. The other component accounts for the funds that are designated to fund the replacement for agency specific equipment. Only agencies that possess equipment supported by CONFIRE MIS pay into this fund. All equipment replacement costs are developed based on projected replacement costs for each item divided by that anticipated service life of the equipment (usually 4-5 years).



Nick Lystra
Information Systems Analyst III

Typically, these funds are accounted for in the budget as an expenditure offset by the equal revenue. Reserves are held in case of any unforeseen expenditures that could occur due to equipment failure. Any unexpended funds remain in the Equipment Reserves. CONFIRE staff must receive approval from agency Chiefs to expend their Equipment Reserve funds. CONFIRE staff works with agencies to maintain sufficient funds in this account to cover the costs for a complete equipment replacement process should that be necessary. Board policy does not set a funding level for this fund.

FUND HIGHLIGHTS

In FY2021/22, CONFIRE MIS staff has purchased several small equipment items for Colton, Redlands, and Rialto Fire Departments. Funds were expended to purchase a new AV System at the Valley Communication Center and eight (8) dispatch chairs for the Desert Communication Center.

In FY2022/23, MIS staff will be completing equipment and desktop refreshments for Colton and Redlands Fire Departments. MIS plans to fund the following projects using CONFIRE's Equipment Reserve Fund:

- Automating Administration with Windows PowerShell
- New Physical Domain Controllers

Fund: **CONFIRE EQUIPMENT RESERVE FUND 5009**
Department: **Consolidated Fire Agency 883**



Steven Cendejas
Automated Systems Technician

FUND HIGHLIGHTS (continued)

- Replace All MX60 Firewalls
- Next Gen Firewall (Comm. Center)
- Upgrade Access Point at Valley
- Next Generation Firewalls – Valley and Desert
- New Core Switches for Building / Vault



Fund: CONFIRE GENERAL RESERVE FUND 5010
Department: Consolidated Fire Agency 883

Division Expenditure Summary	2020-21 Actual	2021-22 Adopted	2021-22 Modified	2022-23 Budget	% of Change 2020-21 Budget
Salaries & Benefits					
Services & Supplies	1,860,166	1,741,633	1,544,653	1,519,687	-2%
Travel Related					
Other Reimbursements					
Total	**1,860,166**	**1,741,633**	**1,544,653**	**1,519,687**	**-2%**

FUND DESCRIPTION

The General Reserve Fund is used to provide emergency or contingency funding for CONFIRE operations (5008) if the need arises due to lack of payment, catastrophe, or other unforeseen fiscal circumstances. Capital improvement purchases or projects (CIP) may also be made from this Fund with appropriate budget approval.

Grant funds awarded to CONFIRE are also accounted for in the General Reserves with exception of grant(s) awarded for the CAD-to-CAD project which is captured in a separate fund. These funds must be spent according to the provisions of the applicable grant, usually within a prescribed timeframe.

It is the policy of the CONFIRE Board of Directors to build and retain a level of cash in the General Reserve Fund to cover one quarter (25%) of annual operating costs (5008).

Carrying an excess of the 25% contingency recommended in the General Reserves is appropriate as long it can be demonstrated that in so doing CONFIRE is building toward significant known or projected capital expenditures (building replacement, Computer-Aid Dispatch (CAD) software replacement etc.) as identified in the planning process and approved by the Administrative Committee and Board of Directors

Current Board policy has established a Capital Improvement Plan (CIP) element of this fund. It is funded at $3,000,000.

Funds budgeted as expenditures are in excess of the required 25% contingency. If unexpended, those funds remain in the General Reserves.

FUND HIGHLIGHTS

In FY 2021/22, CONFIRE completed the following:

- Allocated additional $1,000,000 from FY 2020/21 fund balance towards the CIP fund.
- Managed the ECNS program using CARES Act funding.
- Funded regional dispatch improvements to both Communications locations using CARES Act funding which include:
  - Desert technology upgrades
  - Desert station alerting
  - Call taking equipment (Motorola Vesta Phones)
- Received $2,100,000 in ARPA Grant to fund ongoing ECNS program.
- Upgraded Server KVM Switch and Vrail to FX2 Storage

Fund: **CONFIRE GENERAL RESERVE FUND 5010**
Department: **Consolidated Fire Agency 883**

FUND HIGHLIGHTS (continue)

In FY 2022/23, CONFIRE plans to complete the following projects:

- Continue to fund ECNS using ARPA Grant
- Upgrade Lansweeper license
- License upgrade for core routers in building / vault
- Upgrade CAD Interface for HDGC
- Renovate trailer to accommodate a QA, training, and conference for Communications

CONFIRE participating in the Great Shakeout Earthquake Drill in preparation for any possible emergency.

Fund: **CONFIRE TERM BENEFIT RESERVE FUND 5011**
Department: **Consolidated Fire Agency 883**

Division Expenditure Summary	2020-21 Actual	2021-22 Adopted	2021-22 Modified	2022-23 Budget	% of Change 2021-22 Budget
Salaries & Benefits	-	128,445	128,445	225,177	75%
Services & Supplies	-	-	-	-	
Travel Related	-	-	-	-	
Other Reimbursements	-	-	-	-	
Other: Contribution to Fund Balance	-	94,416	166,229	-	-100%
Total	**-**	**222,861**	**294,674**	**225,177**	**-24%**

FUND DESCRIPTION

This fund is maintained to cover the liability of CONFIRE employee leave accruals as determined by an annual actuary. It is the policy of the CONFIRE Board of Directors to fully fund this reserve fund each year. The fund is supported by the addition of contract agency fees assessed annually.

A component of this fund has been established to build reserves specific to the CONFIRE pension liability. Additional funds may be allocated to this component by the Board during the annual fund balance discussion.

FUND HIGHLIGHTS

In FY2022-23, buy-in contributions from Apple Valley ($78,596) and Victorville ($114,505) will be a revenue source for this fund in addition to approximately $30,000 from other contract agencies. This budgeted revenue will be used to contribute towards CONFIRE's Unfunded Actuarial Accrued Liability (UAAL). The fund experienced a 75% or $96,915 increase compared to the prior year due to the adoption and possible expenditure of a 32-hour COVID vaccination incentive. The fund is also prepared to cover any possible retirement cash out and admin leave pay out.

GOALS

CONFIRE continues to work with SBCERA to better understand CONFIRE pension liability and build the fund.

Fund: CAD to CAD FUND 5019
Department: Consolidated Fire Agency 883

Division Expenditure Summary	2020-21 Actual	2021-22 Adopted	2021-22 Modified	2022-23 Budget	% of Change 2021-22 Budget
Salaries & Benefits		1,012,163	862,163	870,213	1%
Services & Supplies					
Travel Related					
Other Reimbursements					
Total	**-**	**1,012,163**	**862,163**	**870,213**	**1%**

FUND DESCRIPTION

Steve Lehnhard
CAD Administrator

CONFIRE is implementing a regional computer aided dispatch (CAD) solution, Inland Empire Public Safety Operations Platform (IE PSOP) or CAD to CAD Project, which connects multiple different proprietary CAD systems through a hosted interface enabling emergency communications center. This is to improve interoperability, situational awareness, resource sharing, coordination, and system resilience.

This fund will be used to budget revenues committed to specific expenses for the CAD to CAD system such as salaries/benefits, travel, professional services, computer hardware, software, and maintenance. Revenue sources for this project are mainly funded through Urban Areas Security Initiative (UASI) grant and contributions from agencies participating in the project.

FUND HIGHLIGHTS

Sources for the CAD to CAD project are primarily grant funded. CONFIRE was approved for UASI 2019 ($475,663) and UASI 2020 ($350,000) grants. CARES Act funding was used to set up AMR with CAD to CAD. Additional, revenue sources are from participating agencies. CONFIRE currently has the following agencies participating in the project: Chino PD, San Manuel, AMR, Murrieta PD and City of Ontario. Each agency will be charged an annual maintenance fee of $12,500/ $13,125 and an annual subscription fee of $9,000.

Agencies will be charged an administrative fee. This fee will cover services that are not covered by the Grants or the agencies directly such as consulting and legal fees.

2021-22 ACCOMPLISHMENTS

- AMR CAD to CAD solution implemented (CARES ACT), December 2021
- Chino PD go live, March 2022
- Initiated work on Riverside County Fire, Murrieta Fire, Ontario Fire and CAL Fire – San Bernardino integrations

Fund: CAD to CAD FUND 5019
Department: Consolidated Fire Agency 883

2022-23 GOALS

- Complete active integration projects (by the end of 2022)
- Initiate projects with interested agencies (AMR – Riverside, Corona PD)
- Pursue additional opportunities for integration include but not limited to:
    - California Highway Patrol (CHP)
    - Barstow Fire Department
    - Riverside Fire Department
    - Medical Helicopter Agencies
    - Utility Companies

CONFIRE, JPA
REVENUE
FUND SUMMARY

CONFIRE, Joint Powers Authority was established for local agencies within the region to join forces and tackle issues together. This was a regional solution for Fire Agencies to synergize efforts of issues prevalent to dispatching and supporting agency with the equipment needed to provide services for dispatching resources within the region. This cooperation within the Joint Powers Authority allows cost savings for its agencies served through collaboration with the vendors who serve us. Revenue is received by each agency served according to their call volume of dispatching calls or by each individual use of equipment, software, or services (seat base).

CONFIRE UNIVERSAL COST PER CALL

Agency	Call Volume	Call %	Universal Cost per Agency	Total
AppleValley Fire Protection Dist.	12,916	5.31%	587,532	649,232
Big Bear Fire Department	4,055	1.67%	184,457	246,119
Chino Valley Fire Dist.	13,108	5.39%	596,267	689,014
Colton Fire Dept.	7,283	2.99%	331,295	498,776
Loma Linda Fire Dept.	4,174	1.72%	189,870	270,225
Montclair Fire Dept.	4,556	1.87%	207,246	231,349
Rancho Cucamonga Fire Dist.	17,069	7.02%	776,447	862,074
Redlands Fire Dept.	11,142	4.58%	506,836	700,730
Rialto Fire Dept.	11,332	4.66%	515,478	778,371
Running Springs Fire	669	0.28%	30,431	49,630
San Bernardino County Fire Dist.	129,881	53.40%	5,908,124	6,772,039
San Manuel Fire	1,739	0.71%	79,105	115,922
Victorville Fire Dist.	24,367	10.02%	1,108,424	1,206,281
Baker Ambulance	654	0.27%	29,749	29,749
County Road Dept.	298	0.12%	13,556	13,556
AMR			-	4,836
Total	**243,243**	**100.00%**	**11,064,817**	**13,117,905**
			Cost per Call	**$ 45.49**

CONFIRE REVENUE FUND SUMMARY					
					% of Change
	2020-21	2021-22	2021-22	2022-23	2021-22
FUND	Actual	Adopted	Revised	Budget	Budget
5008 Operations Fund					
Revenue from Other Govt Entities	$ 11,096,134	$ 11,570,715	$ 11,570,715	$ 12,828,561	11%
Interest	2,281				0%
Residual Transfer In/Out	(1,701,261)				0%
Other: Sale of Fixed Assets					0%
	$ 9,397,155	**$ 11,570,715**	**$ 11,570,715**	**$ 12,828,561**	**11%**
5009 Equipment Reserve Fund					
Revenue from Other Govt Entities	$ 528,121	$ 613,845	$ 613,845	$ 614,279	0%
Interest	(35,199)				0%
Residual Transfer In/Out					0%
Other: Fund Balance		54,405	54,405		-100%
	$ 492,922	**$ 668,250**	**$ 668,250**	**$ 614,279**	**-8%**
5010 General Reserve Fund					
Revenue from Other Govt Entities	$ -	$ -	$ -	$ -	0%
Revenue from Grants	1,737,460	463,000	973,653	1,050,000	8%
Interest	(2,645)				0%
Residual Transfer In/Out	1,250,000	825,663	1,000,000		-100%
Other: Fund Balance		453,000	453,000	469,687	4%
	$ 2,984,814	**$ 1,741,663**	**$ 2,426,653**	**$ 1,519,687**	**-37%**
5011 Term Benefits Reserve Fund					
Revenue from Other Govt Entities	$ 129,467	$ 222,861	$ 222,861	$ 225,177	1%
Interest	3,746				0%
Residual Transfer In/Out	452,261				0%
Other:					0%
	$ 585,474	**$ 222,861**	**$ 222,861**	**$ 225,177**	**1%**
5019 CAD to CAD Fund					
Revenue from Other Govt Entities	$ -	$ 36,500	$ 36,500	$ 139,213	281%
Revenue from Grants		150,000		$ 740,000	0%
Interest					0%
Residual Transfer In/Out		825,663	825,663		-100%
Other:					0%
	$ -	**$ 1,012,163**	**$ 862,163**	**$ 879,213**	**0%**

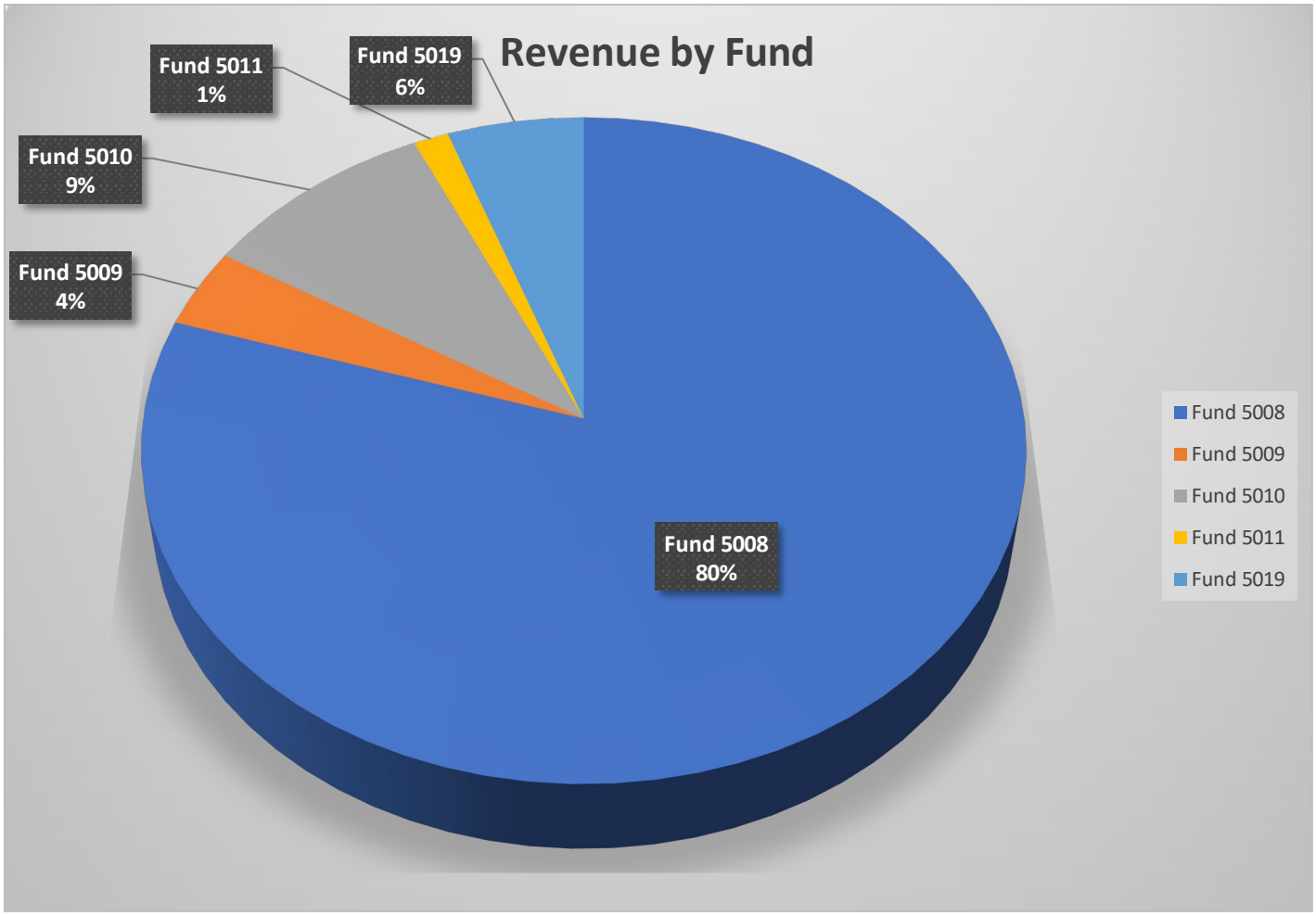
Revenue by Fund
Fund 5011
1%
Fund 5019
6%
Fund 5010
9%
Fund 5009
4%
Fund 5008
80%
Fund 5008
Fund 5009
Fund 5010
Fund 5011
Fund 5019

CONFIRE JPA
REVENUE BY AGENCY
FISCAL YEAR 2022-23

CONFIRE REVENUE SHEET FY 2022/23

Department / District	% of Call Volume 2021	CONFIRE Operating Fund (5008)	Total Equipment Replacement (5009)	Operating & Equipment Costs	5% - 10% Contract Charge (5011)	CAD to CAD Fund (5019)	FY 2022/23 Total Costs
Apple Valley	5.31%	619,900	29,332	649,232			$ 649,232
Big Bear	1.67%	292,905	10,069	246,119	12,306		$ 315,280
Chino Valley	5.39%	661,642	27,372	689,014		11,500	$ 700,514
Colton	2.99%	504,444	44,242	498,776			$ 548,686
Loma Linda	1.72%	311,253	10,455	270,225			$ 321,708
Montclair	1.87%	221,786	9,563	231,349	11,567		$ 242,917
Rancho Cucamonga	7.02%	826,530	35,544	862,074			$ 862,074
Redlands	4.58%	719,446	53,229	700,730			$ 772,675
Rialto	4.66%	784,705	67,666	778,371			$ 852,371
Running Springs	0.28%	68,679	1,693	49,630			$ 70,372
San Bernardino Cty Fire	53.40%	6,504,057	267,982	6,772,039			$ 6,772,039
San Manuel	0.71%	111,356	4,566	115,922	5,796	13,125	$ 134,843
Victorville	10.02%	1,155,679	50,602	1,206,281			$ 1,206,281
Needles Ambulance	0.27%	28,400	1,349	29,749	1,487		$ 31,236
County Road Dept	0.12%	12,941	615	13,556	678		$ 14,234
AMR		4,836	0	4,836	242		$ 5,078
TOTAL REVENUE	100%	$ 12,828,561	$ 614,279	$ 13,117,906	$ 32,077	$ 24,625	$ 13,499,543